

# Reviewer's Guide



# disclabel

v. 6

## Contents:

What is DiscLabel?

What's New in DiscLabel 6?

How Does DiscLabel Compare  
to Other CD/DVD Labeling Software?

Getting Started with DiscLabel

Comparison Chart

What People Are Saying

**Current Version:** 6.2.2 (released May 6, 2010)

**System Requirements:** Mac OS X 10.4 or later

**Pricing:** \$35.95 (Family Pack: \$54.95)

**Upgrades:** \$15 to upgrade from earlier versions of DiscLabel (free upgrades for purchases made after February 1, 2009)

Screenshots: <http://www.smilesoftware.com/DL6.zip>



*For additional information and review licenses, please contact:*  
Jean MacDonald  
Marketing/PR  
Smile  
[jean@smilesoftware.com](mailto:jean@smilesoftware.com)  
503-226-6346

## What is DiscLabel?

DiscLabel is the award-winning CD/DVD labeling software that makes it easy to design professional-looking packaging for CDs, DVDs, jewel cases and more.



- Start with a professionally-designed template or create a custom design from scratch.
- Import tracks from iTunes, iPhoto, iDVD, Toast, and Finder.
- Import images from iPhoto, Aperture, Flickr and Finder, and apply hundreds of effects.
- Powerful text editing features .
- Unified design process allows easy design of label and packaging elements in one step.
- Use paper labels, direct-to-disc printers and LightScribe.

DiscLabel is \$35.95 for a single-user license and \$54.95 for a Family Pack (up to 5 computers in one household).

## Who uses DiscLabel?

DiscLabel is well-suited for both personal and professional users:



**At home:** music CDs, home videos, photo collections, digital scrapbooks



**At work:** portfolios, presentations, reports, training videos, real estate tours, archives

## What's New in DiscLabel 6: Key Features

- 80 additional professionally-designed template sets now included. New themes include business, professional, music, and special occasion designs. Over 150 template sets total.
- Simplified interface for creating new designs and selecting templates.
- Enhanced image import palette offers multiple options for inserting images and can add images into all label and packaging design elements in one step.
- New Inspector palette for easy editing of object, image and text properties.
- Powerful and flexible new montage tool for creating a wide variety of photo montages and adding them to design elements.
- Improved random design generator can modify all design elements in one step.
- Sparkle automatic software updating.

## How Does DiscLabel Compare to Other CD/DVD Design Software?



For a detailed comparison chart, see the **CD/DVD Labeling Software Comparison Chart** (p. 6).

DiscLabel's strength over the competition is its extensive options for customization of text and images:

- Edit imported track information from iTunes and other sources
- Use data tags to specify what track information appears in a design
- Easily apply your choice of formatting to individual track components (song title, track number, length, etc.)
- Auto-size track text to fit label & case design boundaries
- Apply Core Image effects to text, layers, and objects, as well as images
- Use multiple layers to more easily manipulate complex designs
- Edit circular text directly and apply multiple styles within one circular text object

DiscLabel also makes it easy to design complete sets, i.e. label, jewel case, DVD case, spine, etc. When you insert an image or a text layout into one design element, you have the option of inserting it into all elements in a design.

For a little inspiration, try DiscLabel's unique Random Design creator. With one click, a background, effect, text layout, font and color are selected randomly. When you get a design you like, you can further randomize the individual components, or manually make changes. It's a good way to see what DiscLabel can do.

### **Discus 4 (MagicMouse, \$34.95)**

Discus does not include template sets or clipart. There is no direct iTunes import. Text formatting is more limited than DiscLabel, with no ability to specify more than one font or color per text item.

Discus does include libraries for symbols and background images. It incorporates a bitmap editing layer with an extensive set of painting tools, such as spray can, paint bucket and stamp tool. Discus is also available for Windows, so users with both Mac and PCs can use one license for both machines. Its disadvantage to being cross-platform is that the Mac version is not Mac-like.


### **Disc Cover 2 (Belight, \$34.95)**

Disc Cover's effects can only be applied to images. Designs are limited to a foreground and background layer. It has no freehand scribble or polygon tools. Except for initial creation of a template, design elements must be edited individually - no global insertion of images or text.

Disc Cover includes a library of background images, and uses Belight's Art Text program for extensive text styling.

## Getting Started with DiscLabel

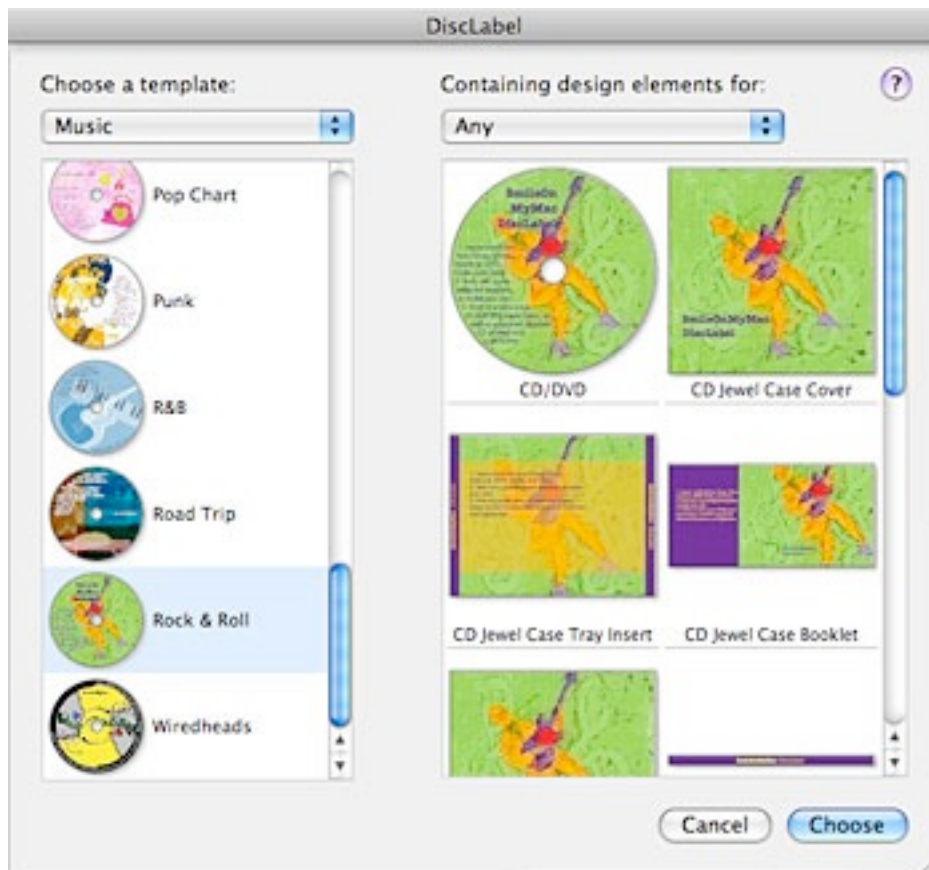
DiscLabel comes with extensive documentation, available under Help in the program. You can also [view the latest help online](#) or [download the Help in PDF format](#). There is also an excellent [video tutorial](#).



The Help is the best guide to everything that DiscLabel can do. For those who don't read manuals or want to jump right in, here are a few tips:

### New Design Dialog

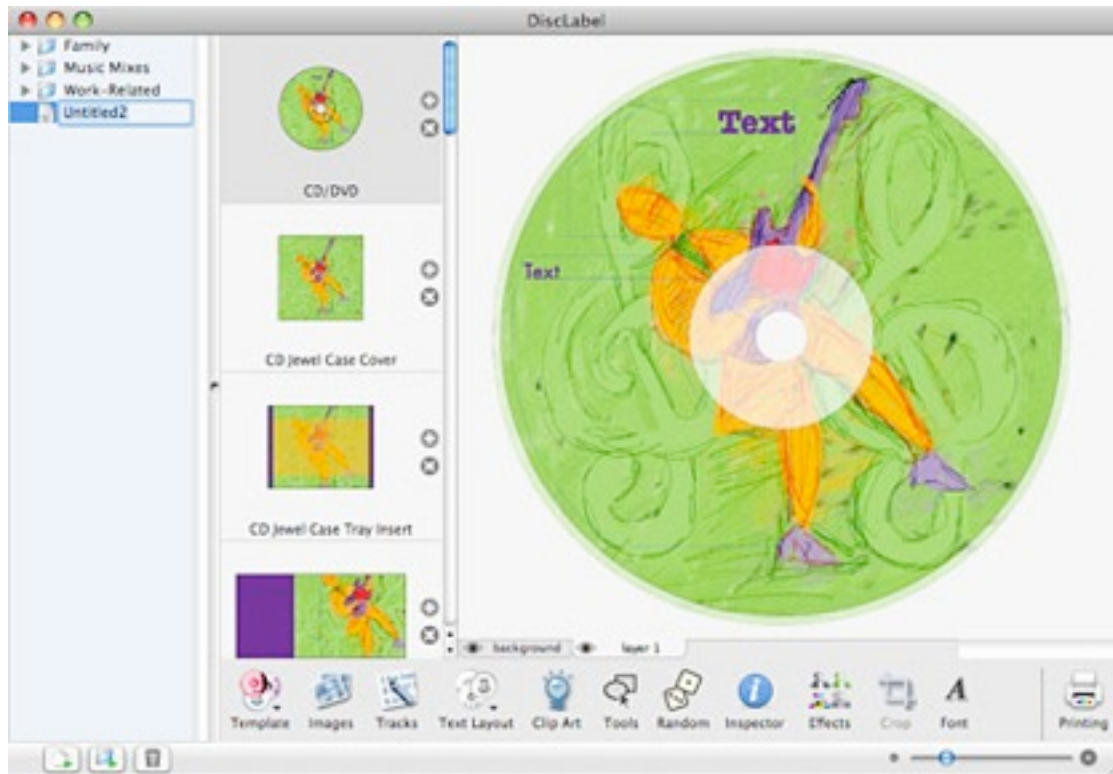
Choose *File > New Design...* (⌘N) to begin the design process. In this window, you have the option of choosing a pre-designed template or a blank design. You can also go straight to a blank design with *File > New Blank Design...* (⌘⌘N).



Click *Choose* to go to the Edit Window.

# Getting Started with DiscLabel (continued)

## Edit Window



In the Edit Window, you can customize your design with text, imported tracks, images, clip art, shapes and effects. Here is an overview of some important tools:



### Images

Insert images from your iPhoto library or the Finder. Apply images to the background of all design elements. Create montages.



### Tracks

Select source of track information to import. Edit information before importing.



### Tools

Text, circular text, rectangle, ellipse, line, and rotation tools.



### Inspector

Edit object properties, including fill, stroke, gradient, shadow; format text and track information; align objects.

When you are satisfied with your design, click *Printing*.



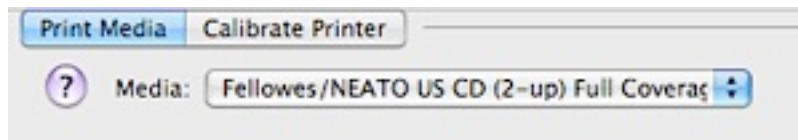
## Getting Started with DiscLabel (continued)

### Printing Window

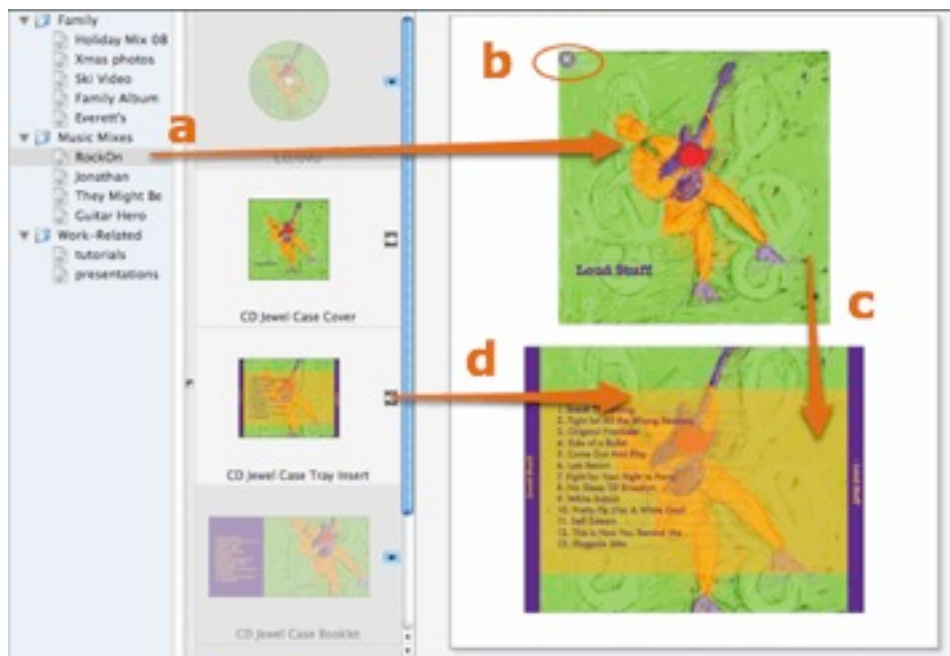
In the Printing Window, you need to choose the media that you wish to print to.

In the *Media* dropdown menu, choose *Edit Media List...* to add your media. Find the labels you are using.

If you are using a direct-to-disc printer, choose your printer model. Choose a LightScribe format if you are using a LightScribe drive to burn your design on the disc.



Setting up the design elements you want to print is easy. Your selected media type will be displayed in the preview. You can drag and drop your designs to place them for printing.




- Drag the design name from the design list to a media slot; if the design has the target design element, it will drop there.
- Click the remove button that appears at top left of the media slot when you mouse over the media slot to remove design.
- Drag the design from one media slot to another media slot; if the design has the target design element, it will drop there.
- Click arrow or drag design element to a compatible media slot to place element in that slot.

<b>CD/DVD Labeling Software Comparison Chart</b>	<b>Disclabel 6</b>	<b>Discus 4.2.3</b>	<b>Disc Cover 2.3.1</b>
	\$35.95	\$34.95	\$34.95
<b>Design features</b>			
Includes templates and clip art	✓	-	✓
Includes background image library	-	✓	✓
Includes symbol library	-	✓	-
Add multiple layers; copy and paste multiple layers	✓	✓	-
Group objects	-	-	✓
Draw free-hand polygons and scribbles	✓	✓	-
Apply linear and radial gradients using multiple colors to text and objects	✓	objects only	✓
Apply Core Image effects (Blur, Sharpen, Distort, Color, Stylize, etc.) to text, images, layers and objects	✓	-	images only
Create montages with photos	✓	✓	✓
Select, resize, and rotate multiple objects at one time	✓	-	✓
Apply background images, playlists, text styles, and effects to all design elements in one step	✓	-	-
Floating tool palettes to maximize design workspace	✓	-	-
Group design elements (CD, case, insert) together	✓	-	✓
Keeps saved designs organized with folders	✓	-	-
Import playlists from iTunes	✓	indirectly	✓
Import track art from iTunes	✓	-	✓
Import albums & photos from iPhoto & Aperture	✓	-	✓

***continued on page 7***

<b>CD/DVD Labeling Software Comparison Chart</b> (continued)	<b>Disclabel 6</b>	<b>Discus 4.2.3</b>	<b>Disc Cover 2.3.1</b>
<b>Text editing features</b>			
Apply different formatting to individual track components (song title, track number, length, etc.)	✓	-	-
Apply shadows to text	✓	-	✓
Circular text	✓	✓	✓
Edit circular text directly	✓	✓	-
Use multiple fonts in circular text	✓	-	✓
Link text boxes to form columns	✓	-	✓
Auto-size track text to fit label & case design boundaries	✓	-	-
<b>Printing Features</b>			
Supports LightScribe direct disc labeling	✓	-	✓
Supports LabelFlash disc burning	-	-	✓
Update paper types via Internet directly within application	✓	-	-
<b>Miscellaneous</b>			
Automate with AppleScript; Scripts menu with example	✓	-	-
Share templates online (including MobileMe)	✓	-	-

## What People Are Saying About DiscLabel



"DiscLabel...provides a familiar, feature-rich interface (think Apple's iTunes or iPhoto) for creating CD and DVD labels. You can create your own original designs, or download templates shared by other users and modify them for your own use... Add in DiscLabel impressive text-manipulation abilities, as well as its support for AppleScript and a wide variety of labels, paper, and CD printers, and you get a winning package."  
— **Macworld magazine, 2004 Editors' Choice Award**

"DiscLabel makes it easy to create professional-level labels for your discs... Go ahead, let your Sharpie dry out. DiscLabel is a great way to put the finishing touch on your homemade CDs and DVDs." (Rated "Great", 4/5)  
— **MacLife magazine, March 2007**

"I had searched high & low for a decent application to create & print CD/DVD labels that was MAC friendly & wasn't difficult to use. DiscLabel exceeded my expectations - thank you so much for designing an easy-to-use application that allows me to release my creativity onto disc! My friends were amazed & I'm sure you've made new customers."  
— Ken G., Durham, CT

"DiscLabel is an awesome product that really helps make our business look good!"  
— Dean Mueller, Alpha Legal Solutions, LLC, Memphis, Tennessee

"Just wanted to say thanks for your DiscLabel software. I think it is an excellent product, and using it makes my life easier! I find it simple and intuitive to use and the results are superb. Thanks very much for having developed it for people like me who want to create something professional looking, but are averse to complicated tools they used in the past, like Corel and Photoshop."  
— Karen Allen, Carlsbad, CA

"I'd recommend people to buy DiscLabel just because of your no-nonsense support. It's appreciated."  
- John Milne, Colchester, England

"I always get RAVES for my CD and DVD labels, thanks to your fabulous templates and the facility with which labels can be created and printed with DiscLabel."  
— Joan Bharath, Trinidad & Tobago

"Thank you VERY much for your quick reply and thus your outstanding support. I think the program is absolutely great and the support is out of this world. If you continue developing your program I will buy every upgrade until the end of time. Did I mention outstanding support !? Thank you again."  
— Kjartan Kjartansson, sound designer, Iceland